

- Communications
- Organization
- Maintain control
- Positioning
- Expectations
- TRAINING**

ORIENTING NEW EMPLOYEES

The first few days on a new logging job are vital both for the employe and the employer. Get off to a good start on training for production and safety.

Remember the circumstances of a new job. Everything is happening so fast. Not much is remembered. You may have an employe completely new to logging or someone who claims to be experienced. The main supervisor needs to tell the new employe and the crew what is expected of them. Do it in a positive way.

Put your orientation and training program in position for future development of the employe over the next weeks and months. Fix responsibility for training and direct supervision. Early mistakes can be fatal.

Explain the accident prevention program, the orientation, the on-the-job training, and encourage questions. Tell new employes not to do anything beyond their skills—get help! Tell the crew not ridicule new employes. Make a visual competence check of new employes claiming to be experienced. Make sure personal protective equipment is used.

Tell them about safety meetings, how to report injuries and about accident investigations, and give them copies of the safety and health rules. Make sure they know who has first aid training and where the supplies are. Instruct them on emergency radio procedures and evacuation plans. Give them the basics of fire fighting, equipment and tool use.

Communication patterns between the crew and the whistle and hand signals need detailed training. Don't tolerate horseplay or inattention. Explain company disciplinary procedures. Make new employes responsible for their learning and check on their progress periodically.


ORIENTING NEW EMPLOYEES

COMMUNICATIONS
Whistles and hand signals




Stop any moving line and hold

FIRST AID SUPPLIES

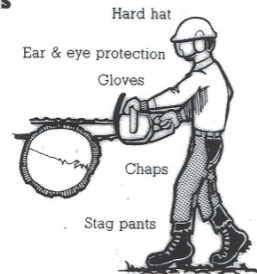


ORGANIZATION & EXPECTATIONS




Maintain control:
Don't do anything you don't have skills for - get help!

PERSONAL PROTECTIVE EQUIPMENT



Calk boots

POSITIONING
Safe lifting and pulling



Pull with your legs



Back straight

Lift with legs

Artwork by Don Poole

Prepared by John J. Garland, PE, Oregon State University with financial support from OR-OSHA Training Grants